

green[®] Termite Bait Systems



Trademark of Green Termite Bait Systems.

HOME OWNER'S GUIDE

INTRODUCTION

Congratulations, you are one step closer to substantially reducing the risk of termites entering and damaging your home. This booklet will show you how.

First we will explain a little bit about termites. Then we will talk about traditional methods of termite prevention as well as some new innovations in termite control.

Did you know that D.P.I. statistics suggest that termites may affect up to 1 in 3 homes across Australia? It's wise not to leave your home up to chance. With this booklet, we hope to show you an effective and economical solution.

It's the Green Termite Bait System™. A fabulous value for money termite risk reduction system that has been proven since 1996 to be a safe and effective means to destroy a termite colony before they enter your home. Please read on...

WHAT ARE TERMITES?

Termites (White ants) are NOT Ants.



Soldier Termite Coptotermes spp. (5.8mm long).



*Worker Termite (4.5mm long).
The little ones are juveniles, found in the heart of the nest.*

WHERE WILL YOU SEE TERMITES?

It might be easier to say where you won't see termites. 99% of the time you will not see them out in the open. They avoid light. They hate being exposed. You might find them in compost or mulch in your garden or in a pot plant.

You may see evidence of them in a timber fence or retaining wall. The evidence may be mud-like tracks, or hollowed out sections, though not all hollowed out sections are caused by termites.

You may see a nest, usually like a ball of mud, in a tree or on a post. However most nests are hidden underground. It is possible that there can be more than one nest and more than one type of termite in your local area.

CAN YOU SEE TERMITES IN YOUR HOME?

Usually not. But you might notice evidence of termites. It's often a soft skirting board around the floor, or a soft window frame. You might find this when you are vacuuming or dusting. Many people mistake a small pile of dirt, usually on the carpet edge, as termites. However this is probably only ant activity. You should have an experienced pest controller check your home for termites once a year, or six monthly if you can afford it. They know exactly what to look for and how to find it, and they will look in places that you wouldn't think of or wouldn't go to. Early detection could save you thousands later on.

(Note: Larger photos are available online at www.greenpest.com.au)



This Soldier Termite was sighted under pavers.

WHAT TYPE OF HOUSE IS AT RISK?

We often hear people say that they thought their house was safe because it was a **brick home** on a concrete slab. However this type of home is often the **most at risk**. Concrete can crack open, allowing termites in, and most brick homes are timber frame with brick veneer. Did you know that the bricks don't support the roof? The timber frame does.

Split level homes have an even higher risk.

Pole homes are reasonably safe but we've seen several where the termites have eaten their way up through the poles and into the house. The home owners thought the poles were treated, and so they were, but the treatment didn't extend to the centre of the poles. These poles are like trees to the termite and up they go.

Lower risk homes are homes that are totally constructed from **metal frame**; totally **double brick** and metal roof trusses; homes on **metal poles** completely clear of the ground or **besser block** homes where the besser blocks are completely filled with concrete on several courses. Even still, most of these homes have many timber components that are expensive to replace if damaged by termites.



Termite nest above a bathroom door.



This is how a colony of termites sees your home - only as a meal.



This roof is supported by the timber frame, not by the outside brickwork, which is only cladding.

DOES YOUR ANNUAL PEST CONTROL PROTECT YOU FROM TERMITES?

No. Unless the work is specifically for termites, normal pest control for other insects will not help.



Termite nest on a brick wall under a house.

DID YOU KNOW?*

The mature African Macrotermes queen lays 43,000 eggs a day and lives for up to 30 years. That's 15 million termite children per year!

It is claimed that over thousands of years, termites have contributed to the significant quantities of nitrates in the Great Artesian Basin, an aquifer and huge body of water that underlines much of inland Australia.

Believe it or not, the humble termite has the highest worldwide output of flatulence due in large to their diet and digestive processes. Termite farts are believed to be a major contributor towards global warming.

*Quoted from Bayer Australia Ltd.

HOW CAN YOU PROTECT YOUR HOME FROM TERMITES?

This is the biggest question in the pest control industry today. Answering this question is where most people become confused. If you ask five different pest control companies you may get five different answers.

Traditional termite treatments and prevention involve a perimeter barrier spray. That's like putting a chemical moat around your home. This was reasonably cheap and successful prior to 1996 with the use of organochlorines that are now banned. Modern perimeter barrier sprays (now called treated zones) use a wide range of products that work well for a number of years if they are applied correctly.

Correct application usually involves some major disruption to the paths, patios, driveways and pavers that adjoin your walls. It is also very costly with prices approximately \$1000 - \$5000. This kind of treatment is often necessary when termites have already entered your home. Another more economic solution may be a partial treatment combined with a termite baiting system.

Traditional variations usually more suited to new homes, are treatments that lay irrigation style reticulation pipes for renewability and other products such as Granitguard™. These are also excellent systems, but again they can be very disruptive, even more expensive, and not always practical for an existing home.

Internal treatments are usually required when termites are discovered inside the walls or roof of the house. A termite nest found inside the wall might be treated with a range of termiticides, either liquid, foam or powder, or simply cut off from their source at their entry point to the building.

Termites may not be nested in the house but feeding on the house from a nest located in a nearby tree stump or another source that may be undetectable underground. Sometimes a good termite technician can find enough suitable areas of termite activity in the house to apply a transferable termiticide so that an unlocated nest can be destroyed.

Other internal treatments include grid drilling the concrete slab and injecting termiticide into the soil under the floor. This is rarely practical if the house has a lot of floor tiles. There are a few ways to inject termiticide under the floor. All of them are expensive and intrusive.

Timber preservative is another useful technique. If you are building a new home, then you should ensure that the timber used is treated with appropriate termiticides. It is worth the extra cost.

Existing homes can also be treated with a range of timber preservatives. The drawback is simply that many small holes need to be made in your walls to apply the product. If you are planning to renovate or paint the inside of the house it may be worthwhile considering this treatment as a last line of defence. Termites that try to eat your home will be killed before they can spread too far. You would suffer a little damage rather than a lot.

There are some homes that are much better protected by one method over the other. Then there are some other very high risk homes that may be best protected by utilising a combination of methods.

DID YOU KNOW?

You need termites to make a didgeridoo? They hollow out the non-living wood in the centre of a tree branch. They will also travel through the centre of a pole or a stump on your home.



This egg-laying machine produces 1,000+ eggs per day and some nests have more than one queen.

INTRODUCING A SMARTER TERMITE BAITING CHOICE.

THE GREEN TERMITE BAIT SYSTEM™

Since 1996 termite baiting systems have become increasingly popular. We believe that baits are a great idea and a very effective way to reduce the risk of termites entering your house. The idea is simple...

Destroy the termites' home before they get to eat yours!

HOW DO TERMITE BAITS WORK?

There are several types of termite monitors and baits available. They all utilise the same basic strategy...

1. Gather scouting termites into the bait or monitor.
2. Then use the termites to carry a transferable termiticide back to the nest.
3. The termiticide is unwittingly passed on to other termites in the nest, including the Queen which in turn leads to the destruction of the nest.

It's simple, easy and very effective. This no-mess, no-fuss method is low cost and unobtrusive. If it's done correctly, it will give extra protection and peace of mind. A quality termite baiting system can also add value to your home.

The rest of this brochure will explain why the Green Termite Bait System is the most effective bait system you can buy. It is also very reasonable in price making it undoubtedly the best value for money termite bait system in Australia!

Please read on and we will prove why they are your best choice...

IMPORTANT CONSIDERATIONS.

Firstly they must intercept nearby termites. Baits are usually placed in the ground outside your home and contain timber to entice termites into the bait. All baits will intercept termites unless common ants (termite enemy number 1) reach the bait first. Ants and other non-target pests in a bait will render most other brands of termite bait useless, and that is a total waste of your money!

THIS IS A CRITICAL FACTOR!

Other less effective baits consist of a plastic body, plastic box or timber box with slots cut in the side and bottom (So the termites can get in!). Inside the plastic bait is timber or cardboard; a perfect home for ants and it's totally useless to protect your home from termites once the regular ants make it their home.

Only one termite bait system in Australia is **ant-resistant**. It is the Green Termite Bait System. There is simply no way for ants to enter a correctly installed Green Termite Bait, because they are a sealed solid timber unit.



The unique top of the Green Termite Bait makes it very easy to check at a glance. Choose a colour to suit.



House

PROVING THAT SIMPLE IDEAS ALWAYS WORK THE BEST!

Green Termite Bait

Termites travel in sealed tunnels underground searching for food. They stop off at the bait before they reach the home.

Termite nest hidden underground

CHOOSE CAREFULLY.

If you are going to choose a termite bait system to help protect your home from termites, then make sure that it truly is reliable. Most plastic bait systems FAIL before they start, simply because they fill up with unwanted ants that are repellent to termites. Only the Green Termite Bait System is **ant-resistant**.

If you think an expensive chemical treatment zone all around your house is a good option, think again. Most companies will drill hundreds of ugly holes in your concrete so that the chemical can be applied. Not only can these holes potentially devalue your home when you decide to sell it, but most professionals will tell you that drilling and injecting is not the most reliable way to treat the soil under your concrete.

In fact - the Australian Standards specifically state that the concrete should be cut and removed so that the soil can be correctly treated.

Not only that, but it is usually advisable to replace any unsuitable soil from around the perimeter walls of your home (to the depth of the footings) with a quality soil that can more effectively hold the chemical treatment.

Correct procedures can add \$1,000's to the price of a perimeter soil treatment.

The Green Termite Bait System gives you a window into their underground world.



WHY CHOOSE THE GREEN TERMITE BAIT SYSTEM OVER ANOTHER BRAND?

Features:


- The **only** commercially available Ant-resistant bait on the market, incorporating a unique ant and moisture seal inside the cap.
- Easy to check with our special Ec2c Termite Window® & reflective beans - full service or D.I.Y.
- Can be easily serviced by any suitably licensed pest controller.
- This cleverly designed bait is made from specially selected untreated radiata pine (termites can't resist it), uniquely double drilled to a critical depth which allows effective application of an approved termiticide.
- They are pet-friendly and child-proof. Plus you can easily mow right over them.
- Unlike many other termite baits, we have produced a bait that is large enough to intercept approaching termites but small enough not to attract termites from further afield.
- Extensive testing since 1996 and numerous trials have proven the effectiveness of the GreenTermite Bait System. It is the best value for money system on the market without doubt.
- 1 year new for old replacement warranty if the bait is faulty.
- 30 day fair and unconditional money back guarantee*.

*Less costs incurred by Green Pest Control or Green Termite Bait Systems. Only our fair costs will be deducted. For example: Postage, installation charges, or additional labour. We pride ourselves on our integrity. We promise to treat you with complete fairness and honesty. Seriously, you will love the product, so it's unlikely that you'll want a refund. But... If you do, we'll take care of you. Please remember that our distributors are independent pest control companies and may choose to offer different terms and conditions.

WHO CAN APPLY THE TERMITICIDE?

Once termites are in a bait, they need to be treated with an approved termiticide.

It can easily be serviced by any suitably licensed pest controller using a readily available range of effective termiticides.



This picture shows a bait being treated with Termidor Dust®

WHAT HAPPENS AFTER THE TERMITICIDE IS APPLIED?

Because termites are only minimally disrupted when they are treated inside a Green Termite Bait they stick around. This is ideal because as more termites come and go to and from the Green Termite Bait, they are picking up microscopic amounts of termiticide and transferring it back to the nest.

Once activity has ceased in the bait it can be removed and a new bait can be installed in the ground nearby. The new bait is checked monthly.

If termites don't return after several months then you most likely had a successful termite treatment and destroyed their nest!

If termites do return to the new bait, that is okay too. More termiticide is applied and this process is kept up until the termite nest is destroyed. This is rarely necessary.

Note: Green Termite Baits will not attract termites into your home. They are designed to intercept termites travelling towards your home.

WHAT ELSE ARE YOU LEARNING?

Firstly you are alerted to the early activity of foraging termites near your home. The next time your home is inspected your termite manager can pay extra attention to the areas near the termite activity.

Secondly your termite manager can identify the species that is near your home and advise you as to whether they are a destructive species or not. 90% of strikes are destructive termites, but some garden termite species are unlikely to do any serious damage to your home at all.

THE CHOICE IS YOURS.

Choosing between a good quality bait system such as the Green Termite Bait System **or** a quality installed chemical treated zone is not easy. Both work well and some homes may need a combination of both methods. Over a five year period, both methods offer similar protection. However Green Termite Baits improve with age, whereas chemical soil treatments wear off and eventually you need to do it all again from scratch.

Installing a Green Termite Bait System is quick, painless, and unobtrusive. It's value-adding to your home, and reasonably affordable. It becomes a feature when it's time to sell your home.

On the other hand, installing a chemical soil treatment is pretty messy. Cutting the concrete or drilling holes is no fun; digging up the lawn and garden beds beside your home isn't nice, and the price is usually pretty hard to swallow too.



...BUT A
TERMITE
DEATH
TRAP!

Key benefits for you:

- Peace of mind.
- Early alert of termites near your home.
- A strong chance to destroy their nest **before** they damage your home.
- You can trust your Green Termite Bait System. It's been proven to work since 1996.
- It's a low cost and superb value for money proactive system.
- 100% back-up and support if you need additional help.
- Full service histories of bait activity, treatment and success history should enhance the value of your home at the time of sale. In fact, properly installed and monitored, your bait system will pay for itself many times over.

Note: Service records are kept by authorised distributors and only available in selected areas to "full service customers".

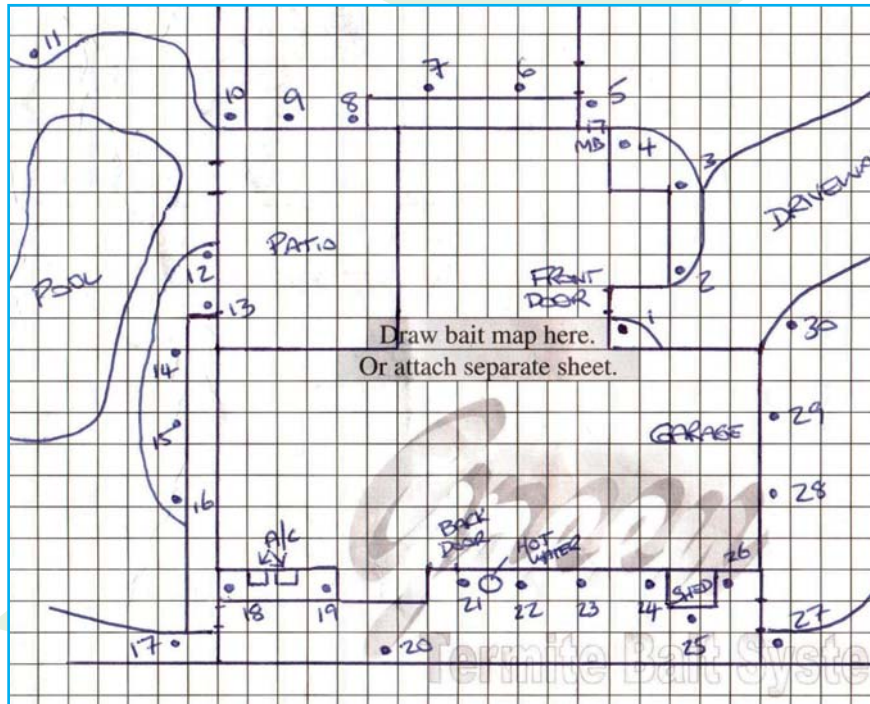
We've compared the Green Termite Bait System to every other brand of bait system available in Australia and nothing offers you greater effectiveness or 'value for money'.

Don't regret buying a more expensive or inferior product.

We'll save you money, and your Green Termite Bait System will help to protect your home.

HOW MANY BAITS DO I NEED FOR AN AVERAGE HOUSE?

A 3-4 bedroom house on a slab will average 20-30 Green Termite Baits. More baits mean more strikes and consequently more termiticide is being transferred back to the nest. The termite nest will be destroyed sooner. More baits also means that you have more chance of detecting the termites earlier and gives you a greater coverage around your home.



This photo indicates a professional installation layout.

HOW FAR APART SHOULD YOUR BAITS BE SPACED?

The closer together the better. It all depends on your budget. We find that 2 - 3 metres is a good distance apart. Further than 6 metres is stretching it and increases the chances of termites finding their way to your home between the baits.

DO I PUT THE BAITS NEAR THE HOUSE OR AWAY FROM THE HOUSE?

We advise that the baits should be placed as close to the house as possible but not closer than 20cm. Placing them around plumbing, drainage and wet areas is excellent.

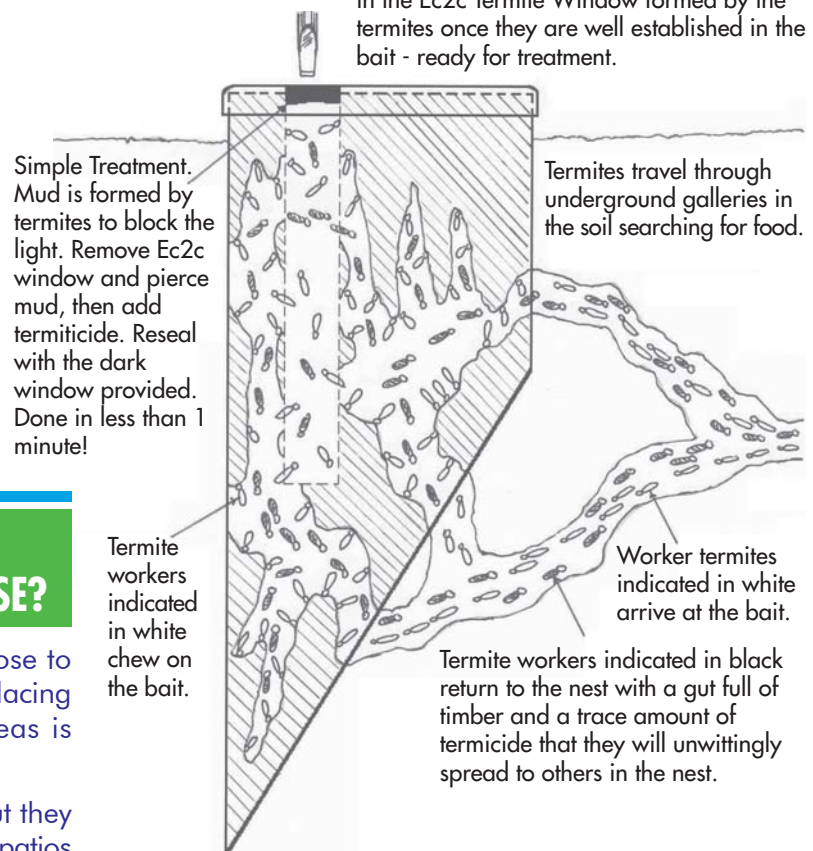
They can also be placed away from the house but they will offer less direct protection. Concrete paths and patios are no problem as we can simply go around them, or as a last option we can go through them.

HOW DO TERMITES FIND THE BAITS?

Green Termite Baits are found by termites in a fairly random way. Termite workers are blind and travel in totally dark underground tunnels fanning out from the nest in all directions. The correct placement of your baits will increase the chances of a termite strike. Underground termite galleries spread out from the nest like our roads spread out from a major city. And just like roads wend their way around obstacles like rivers and mountains, termite tunnels underground generally take the route of least resistance. If they hit a plumbing line they will follow it right into your house. If they find a moisture trail (from a dripping tap, leaky shower floor, cracked drain pipe, etc) they will travel along it. Termites need moisture and use it to build their mud galleries. For this reason we don't advise the use of other brands of baits that require regular watering to make them work. The watering may be the very thing that brings the termites to your house!

Once the termites are close to a Green Termite Bait the scouts sense the bait and head for it. How they do this is still under scientific investigation. It is speculated that they may sense some disturbance in the soil or that the rotting timber gives out a decay gas or juice that they can detect.

All you see is the top of the bait and the mud in the Ec2c Termite Window formed by the termites once they are well established in the bait - ready for treatment.



IS THE TERMITICIDE ALREADY INSIDE THE BAIT?

No. The termiticide is applied to the bait by any suitably licensed pest controller after the termites have entered the bait. The termiticide will penetrate the bait and enter the soil and nearby termite galleries leading up to the bait. There is no wastage as the termiticide ends up in the soil and termite galleries with the termites.

A good termiticide is non-repellent and so the termites will remain feeding in the bait unwittingly carrying the termiticide back to the nest and sharing it through trophallaxis and grooming with others in the nest including the Queen.



It's very easy to see the mud that indicates when termites are active in the bait.

HOW LONG WILL A GREEN TERMITE BAIT LAST FOR?

Your baits will last for about 3 - 5 years depending on how wet the ground is. Eventually they will rot. Our experiments have shown that old rotten timber is more attractive than new timber. The longer a Green Termite Bait is in the ground the more successful it is likely to be. Our baits improve with age, unlike some plastic bait systems that crack and break with age. When you spread the initial cost of the baits over the life of the baits, you will see that they are even better value for money.

We then remove the top of the bait and apply the termiticide which will circulate through the bait and the termite leads attached to the bait. The Ec2c Termite Windows are then replaced with dark coloured treatment windows until the termiticide completes its job. 4-6 weeks later the old bait is then replaced with a fresh bait.

HOW DO I KNOW IF THE BAIT IS READY TO BE TREATED WITH TERMITICIDE?

Activity is plainly indicated by termite mud visible in the Ec2c Termite Window®. Termites don't like the light, so they will "close" the windows (for privacy) by mudding across the specially designed termite tubes. These tubes are drilled to a specific depth and diameter for maximum effectiveness. When both holes in the window are active the bait is ready.



The photo above shows an inactive bait. It is non-toxic and contains no termiticide.

HOW LONG BEFORE THE TERMITE NEST IS DEAD?

The time from treatment to complete inactivity in the nest is highly variable. Our results have proven time and again that with the Green Termite Bait System it appears to take from 2 to 4 weeks to eliminate the colony using Termidor Dust®. It is affected by the following factors:

- The type of termiticide that is used.
- Type of termite species.
- Size of the termite colony.
- Amount of termiticide applied.
- The number of termites 'effectively' treated.

One thing is for certain. The nest is surely doomed after an effective treatment to a Green Termite Bait.

Termidor Dust is a registered trade mark of BASF.

I HAVE TERMITES IN MY HOUSE ALREADY. CAN THE BAITS HELP ME?

Yes they can, but we would not advise it as the sole means of treatment. The Green Termite Bait System is a termite risk reduction system aimed at prevention, not cure. If you have termites already in your house call the company that gave you this brochure or your local professional termite expert and have the termites treated first, then add your Green Termite Bait System to help prevent the problem occurring again.

Scenario: *Termites are entering your house from a nest outside the house and you are unaware of their attack. They have not as yet formed a secondary nest in your house. You install a Green Termite Bait System. These same termites then find their way into a bait where they are effectively treated. The termites in the house will also die when the nest dies.*

I KNOW THERE ARE TERMITES IN MY YARD, SO HOW SHOULD I USE THE BAITS?

Green Termite Baits can be placed in areas of known termite activity. Once they are in place, all other sources of termite food should be removed and cleared away if practical.

In addition to the above, we would still strongly advise that the full perimeter of the house have a Green Termite Bait System installed to give added protection. Years of experience have shown time and again that termites are often putting pressure on a home in areas of little obvious suspicion.

Many people mistake termite activity for a termite nest. Termites that are feeding on a retaining wall, sleepers, mulch or timber on the ground are NOT usually the nest. The nest is commonly hidden underground, or in the base or hollow of a tree or tree stump. Nest locations are often very hard to locate which is why termite baits are such a good idea. The Green Termite Bait System uses the foraging termites to carry the termiticide back to the nest, wherever it is! The nest can be up to 50 metres away, or in a neighbour's yard. So, if you have a neighbour who doesn't care about the termites on their property and you are worried if they will affect your home, a Green Termite Bait System gives you the opportunity to do something positive about it.

DID YOU KNOW?

Poor drainage, dripping taps, hot water system overflow run-off, air conditioner condensation run-off, poor guttering and downpipes all create soil moisture and damp that attracts termites.

IS THE GREEN TERMITE BAITING SYSTEM 100% SUCCESSFUL?

When termiticide is applied effectively to a Green Termite Bait, our ongoing statistics indicate greater than 99% success.

Due to a range of factors beyond our control we can not offer a 100% termite protection guarantee **using baits alone**. However, you will see on page 11 that we do offer a genuine termite warranty plan specially for property owners who are seeking the ultimate termite protection package.

CAN ANYONE ELSE GUARANTEE THAT YOUR TERMITES WILL BE GONE FOR GOOD? ABSOLUTELY NOT!

Within the termite management industry, it's a well known and accepted fact that there is always some risk regardless of which method of termite control you choose for your home.

Anyone suggesting otherwise is misleading you. Here's why. Termite colony elimination with either an effective termite treatment zone or a termite baiting system is common place. Both methods have been proven to work. Logically, new termites are bound to arrive near your home sooner or later. Sometimes they even reinfest an inactive termite nest that has previously been eliminated. Don't be tricked into believing that total termite elimination means permanent termite protection.

Your correctly installed Green Termite Bait System can help you to substantially reduce this risk and that is why it is both a wise and practical investment. It is simple, easy, effective, low cost and tidy. It is a deadly weapon against termites. It works well on it's own, and even better in conjunction with additional measures as suggested by your termite professional.

DON'T JUST TAKE OUR WORD FOR IT ... PROVE IT FOR YOURSELF!

Get Serious - Don't be a victim of termites; and don't be a victim of unscrupulous salesmen either. Do your homework and avoid wasting your money and risking your home with inferior products.

The Green Termite Baiting System was developed by professional pest controllers with many years of experience in the industry. Our product has been tested and proven in 1,000's of homes across Australia with a success rate of better than 99% at intercepting and destroying termites before they reach your home. Don't pay \$2,500 - \$5,000 for an inferior termite baiting system just because it looks pretty or sounds good.

And don't be fooled by great sounding insurance policies or warranties that simply aren't worth the paper they are written on - don't just believe us - have your solicitor check out the wording of the policy. Check the fine print, **exclusions** and **conditions** - you'll soon see what we are saying.

Now to be fair, here is our simple disclaimer for home-owners who want a stand-alone Green Termite Bait System only. It's clearly printed on the front page of our **full service** contracts:

Disclaimer: Green Termite Bait Systems will substantially reduce the risk of termites gaining entry to your property. This is affected by three factors. 1. The number of baits you choose to install. 2. The available areas for correct placement of baits. 3. The frequency of bait inspections. Monthly checks are recommended. Fortnightly if you are north of the Tropic of Capricorn. However, as with all termite risk reduction systems Green Termite Baits™ cannot and should not be relied upon for 100% protection. Regular annual or bi-annual inspections by your respected termite professional are advised as recommended in the Australian Standards. Additional risk reduction measures may be required in certain cases. No warranty or guarantee against termites is offered or inferred by Green Termite Bait Systems or their authorised distributors. Individual Green Termite Baits do come with a 12 month defect warranty and will be replaced FREE of charge if for any reason they crack, split or become unserviceable during the first 12 months. The life expectancy of a Green Termite Bait is 3-5 years depending on the moisture content of the soil. Unlike plastic bodied systems, Green Termite Baits improve with age. This is because termites prefer decaying timber.



Installation is simple.

If perchance, you do hear any ridicule about the Green Termite Bait System, then tell us (Freecall 1800 056 055) and give us a chance to answer it fully. We've heard some untruths and other nonsense spouted from a few competitors who will stoop to any lengths to make a sale.

If you are still undecided about which termite management program is the best for you, we can only admonish you to do a little research before you commit a large sum of money to a system that may turn out to be a waste of money.

Put us to the test; we welcome the toughest scrutiny. View our testimonials and check us out at www.greenpest.com.au. The more you dig, the more you will understand why the Green Termite Bait System truly is such fantastic value.

It's value because **Value = Low price x Effectiveness.**

First the bait works as an interception monitor - a termite burglar alarm. Then the termites convert the bait into their own death chamber where they can be effectively treated by a professional termite technician.

CAN YOU SUMMARIZE THE GREEN TERMITE BAIT SYSTEM FOR ME?

1. The baits are installed in the gardens or lawn beside your home.
2. They are simply checked by a quick look at the Ec2c Termite Window® once a month. It only takes a few minutes to check all your baits.
3. No termites? Good News! Relax and check them again next month.
4. If termites are in the bait, termiticide is applied to the bait by your local pest controller.
5. 4-6 weeks later the used bait is replaced with a fresh one.

OUR OPTIONAL WARRANTY PLAN



TERMI-PROOF

Why not ask about the unique Termiproof Warranty® available from specially selected authorised distributors.

To qualify for the warranty you'll need:-

1. A full service Green Termite Bait system outside
2. Ec2c Termite Windows inside - see separate brochure
3. Annual inspections
4. To implement any other termite risk reduction advice as suggested by your authorised Termiproof Distributor.

A Termiproof warranty is a \$300 p.a. **optional extra** with separate terms and conditions. It's well worth considering for the ultimate in termite protection.

It's well worth noting that the Green Termite Bait System with it's better than 99% success rate is the backbone of the Termiproof Warranty.



Termite damaged wood in the roof of a house. You can avoid this happening to you.



The above photo shows the contents of a 6-pack of baits.

HOW MUCH?

We cannot give you an exact price because every home is different. What we can tell you is that it will cost you a lot less than you might expect, and much less than several other brands.

The price will depend on the following factors:

- How many baits you require. (Expect about 20-30 for an average home). See the sample bait map on page 8.
- Whether you opt for full service (recommended) including monthly bait inspections or D.I.Y.
- The price to install the baits.
- Call out distance to your home and accessibility.

If you are looking for added protection against termites for your home, then you should consider the Green Termite Bait System for one simple reason...

It works BRILLIANTLY!

Proudly Australian Made and Manufactured by
Green Termite Bait Systems
P.O. Box 653
Mudgeeraba 4213
Qld.
Freecall 1800-056-055
www.greenpest.com.au

NOTES

When you are ready to save money and protect your home, please contact the company that handed you this brochure. You'll be glad you did.

Your authorised distributor is:

Copyright of Green Termite Bait Systems. All rights reserved.